



MMBZ47VC

2-Line, Uni-directional, Transient Voltage Suppressor

Features



MMBZ47VC

Maximum Ratings

PARAMETER	SYMBOL	LIMITS	UNIT

Electrical Characteristics $T_a=25$ Unless otherwise specified

PARAMETER	Symbol	UNIT	Conditions
-----------	--------	------	------------



MMBZ47VC

Characteristics (Typical)

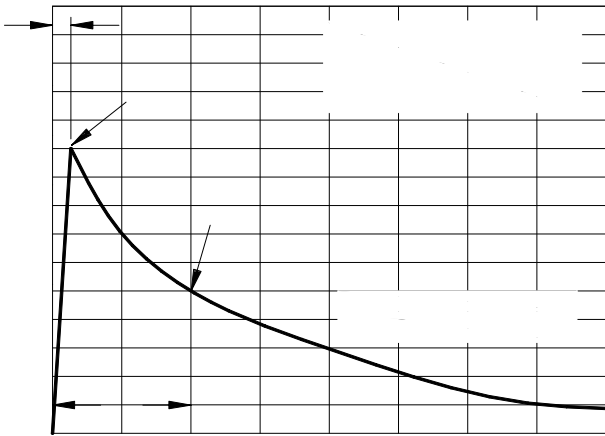


Fig3. Clamping voltage vs. Peak pulse current

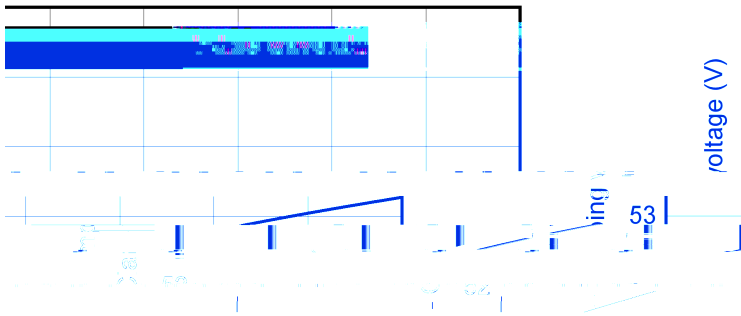


Fig5. Junction temperature peak pulse power vs. pulse width

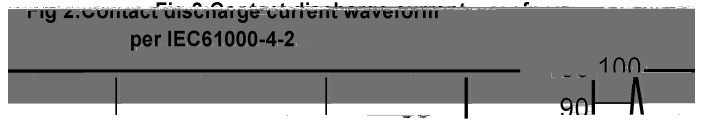


Fig4. Capacitance vs. Reverse voltage





Fig6. Power derating vs. Ambient temperature

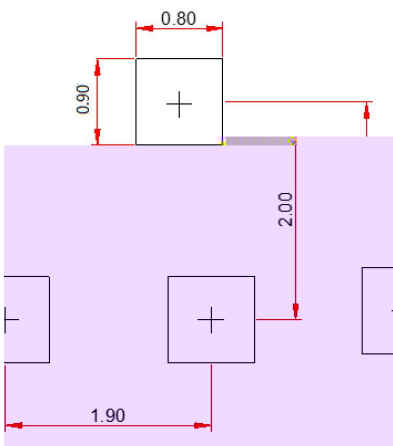




MMBZ47VC

Outline Dimensions

Soldering Footprint



MMBZ47VC
