



CfXYf]b [-bZcf a Uh]cb (Example)

DF9:9F98'D#B	D57?-B; 7C89	IB:H'K9:;<Hf[L	A=B:A I A D57?5;9fidWgŁ	-BB9F'6CL E I 5BH=HMfidWgŁ	C I H9F'75FHCB E I 5BH=HMfidWgŁ	89@-J9FM'AC89
UMZ1N	F2	Approximate 0.009g	3000	30000	120000	7" reel

HF%BDB'D]b% & *'AUI]a i a'FUh]b[g'(Ta=25 Unless otherwise specified

hY a	Gma Vc	I b]h	7cbX]h]cbg	JU' i Y
Collector-Base Voltage	VCBO	V	IC=50μA,IE=0	60
Collector-Emitter Voltage	VCEO	V	IC =1mA,IB=0	50
Emitter-Base Voltage	VEBO	V	IE=50μA,IC=0	7
Collector Current -Continuous	IC	mA		150
Total Device Dissipation	PC	mW		200
Junction Temperature	Tj			150
Storage Temperature	TSTG			-55 to +150

HF%BDB'D]b% & *'9`YWhf]WU`7 \UfUWhYf]gh]Wg (Ta=25 unless otherwise specified)

hY a	Gma Vc	I b]h	7cbX]h]cbg	A]b	HMD	AUI
Collector-base breakdown voltage	V _{CBO}	V	IC=50μA,IE=0	60		
Collector-emitter breakdown voltage	V _{CEO}	V	IC =1mA,IB=0	50		
Emitter-base breakdown voltage	V _{EBO}	V	IE=50μA,IC=0	7		
Collector cut-off current	I _{CBO}	nA	VCB=60V,IB=0			100
Collector cut-off current	I _{EBO}	nA	VEB=7V, IC=0			100
DC current gain	h _{FE}		VCE=6V,IC=1mA	120		560
Collector-emitter saturation voltage	V _{CE(sat)}	V	IC=50mA,IB=5mA			0.4
Transition frequency	f _T	MHz	VCE=12V,IC=-2mA,f=100MHz		180	
Output capacitance	Cob	pF	VCB=12V,IE=0A,f=1MHz			3.5



1 AN%B

HF&DBD'D]b' ()`AUI]a i a`FUh]b[g'(Ta=25 Unless otherwise specified

hY a`	Gma Vc`	I b]h`	7cbX]h]cbg`	JU` i Y`
Collector-Base Voltage	VCBO	V	IC=-50μA,IE=0	-60
Collector-Emitter Voltage	VCEO	V	IC=-1mA,IB=0	-50
Emitter-Base Voltage	VEBO	V	IE=-50μA,IC=0	-6
Collector Current	IC	mA		-150
Total Device Dissipation	PC	mW		200
Junction Temperature	Tj			150
Storage Temperature	TSTG			-55 to +150

HF&DBD'D]b' ()`9`YWhf]WU`7\UfUWhYf]gh]Wg (Ta=25 unless otherwise specified)

hY a`	Gma Vc`	I b]h`	7cbX]h]cbg`	A]b`	HMD`
-------	---------	--------	-------------	------	------



'HF&DBD'Djb' ()'7\ufUWhYf]gh]Wg (Typical)

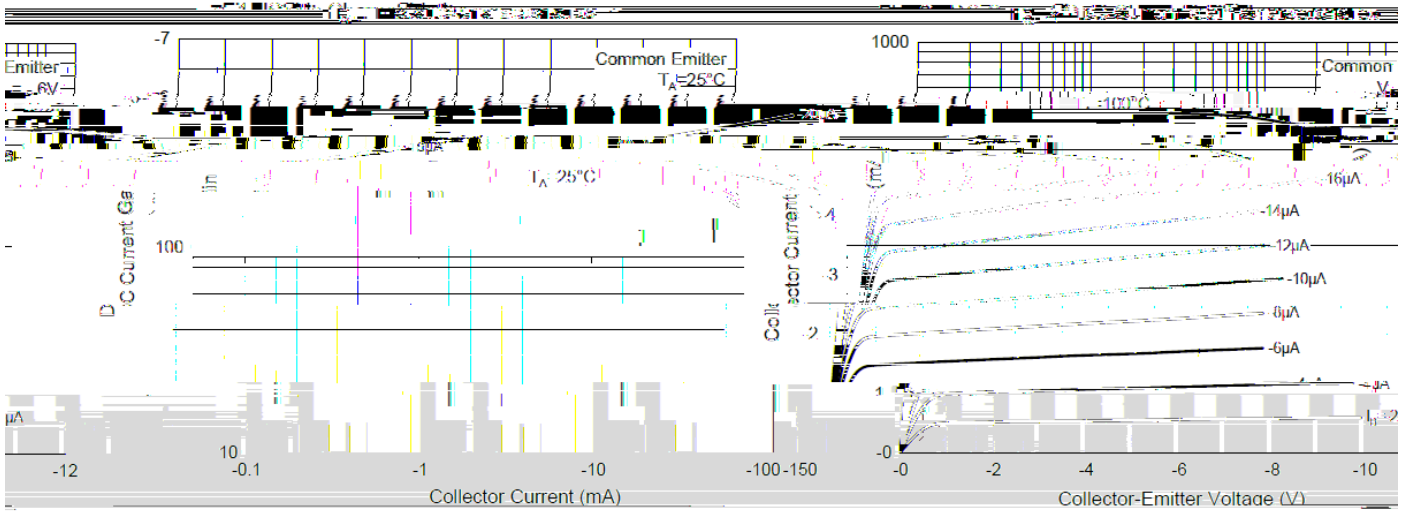


Fig. 3 - Base-

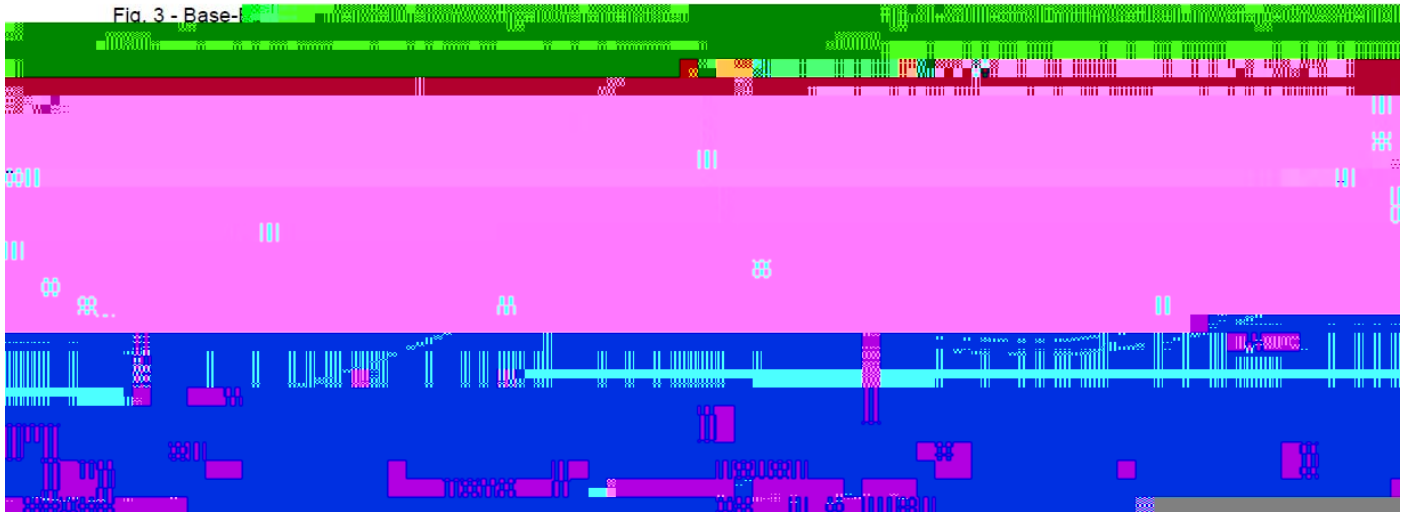
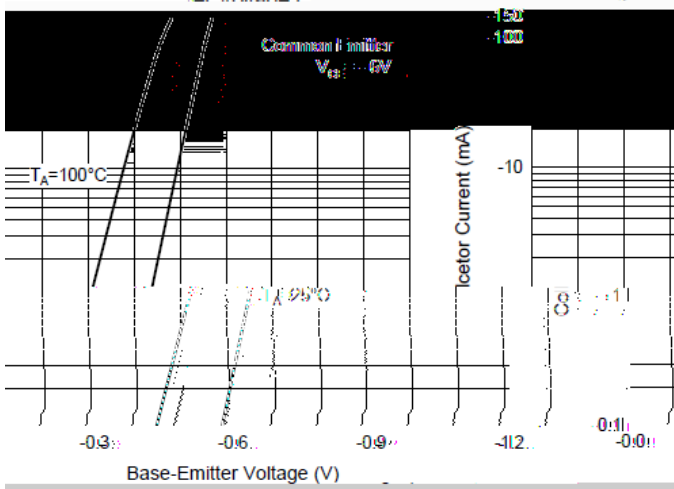
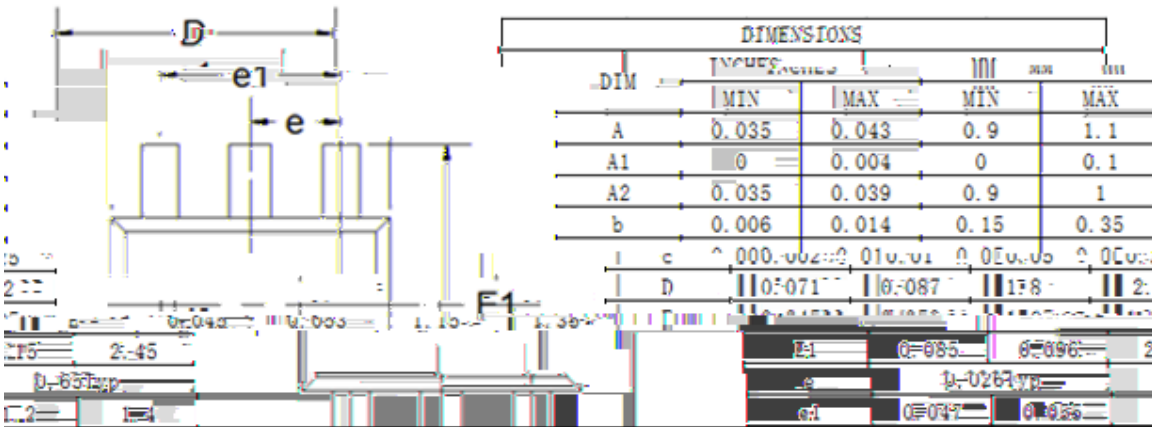


Fig. 11 - Base-Emitter Voltage Characteristics

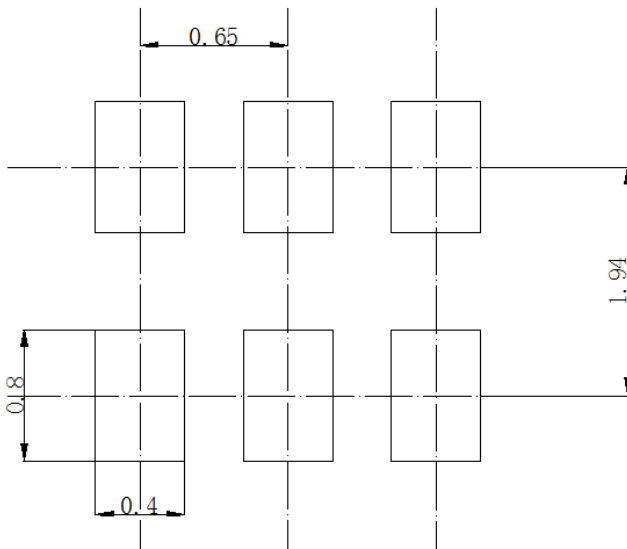




GCH!''DUW_U[Y'C ih]bY'8]a Ybg]cbg'



GCH!''Gc`XYf]b[': cchdf]bh'





8]gW'U]a Yf

The information presented in this document is for reference only. Yangzhou Yangjie Electronic Technology Co., Ltd. reserves the right to make changes without notice for the specification of the products displayed herein to improve reliability, function or design or otherwise.

The product listed herein is designed to be used with ordinary electronic equipment or devices, and not designed to be used with equipment or devices which require high level of reliability and the malfunction of which would directly endanger human life (such as medical instruments, transportation equipment, aerospace machinery, nuclear-reactor controllers, fuel controllers and other safety devices), Yangjie or anyone on its behalf, assumes no responsibility or liability for any damages resulting from such improper use of sale.

This publication supersedes & replaces all information previously supplied. For additional information, please visit our website [http:// www.21yangjie.com](http://www.21yangjie.com) , or consult your nearest Yangjie's sales office for further assistance.